

# MODULAR PLUGS, ACCESSORIES AND TOOLING

4th Edition

Introducing the New Universal Contact




## TE CONNECTIVITY MODULAR PLUG PORTFOLIO

TE Connectivity offers a vast portfolio of Modular Plugs for a wide variety of applications, performance and cable and conductor styles. Below is a brief explanation of the basics of this portfolio to assist in proper plug selection.


### CAT 6A, CAT 6 and CAT 5EMT Modular Plugs

These modular plugs consist of a three-piece design: the modular plug body with contacts; a wire holder to manage the conductors and ensure performance and; a metal strain relief for securing the cable and if used with a shielded cable provides the shielding for the plug. These plugs can be used with shielded or unshielded cables. They are available with 3 different size strain reliefs to handle the range of cable diameters. Each performance level uses slightly different wire holders to achieve the desired performance levels. All three of these plug types utilize the 2153256-1 or 2153257-1 series plug boots. They utilize the Pro-Crimper III Hand Tool (354940-1) with the appropriate die set based on strain relief diameter or Dual Terminator (1320840) with terminating module (791804-X).



### CAT 5E, 8-Position Plug

The CAT 5E Modular Plug is a two-piece design consisting of the modular plug body with contacts, and a load bar or wire holder. In this design the strain relief is built into the plug body. If the shielded option is desired, the plug comes with a factory installed wrap around shield. This plug utilizes the 569875, 569876 or 569877 series boot depending upon cable diameter. It utilizes the Pro-Installer tool with the "White" dot die set or Dual Terminator (1320840) with terminating module (1-856196-1).




### CAT 5, 8-Position Modular Plug

The CAT 5, 8-position plug is a one-piece design. The plug is also available for use with "round" cable as well as "flat oval" cable. Additionally, it is available in unshielded and shielded utilizing a wrap-around shield. This plug utilizes the same boots as the CAT 5E and the Pro-Installer tool with the "Black" dot die set or Dual Terminator (1320840) with terminating module (856196-2).



### 6-Position Modular Plug

The 6-position (RJ-11) modular plug is also a one-piece design and is offered in a "standard" design 0.530 inches long and also a "long" version which is 0.895 inches long. The plug is available for round as well as flat oval cable. It is available in unshielded and shielded versions. The 6-position plug has a unique variety called "small conductor" for use with conductors with thin-wall insulation and overall diameter of 0.029 to 0.034 inches. Lastly, the 6-position plug is available with only 4 or 2 contacts installed. This plug utilizes the Pro-Installer tool with the "standard" plug using the "Blue" dot die set and the "long" using the "Violet" dot die set or Dual Terminator (1320840) with terminating module (856196-1 or -4).



### 4-Position Modular Plug

The 4-position (telephone handset) modular plug is a one-piece design and is 0.530 inches long and is designed for use with flat-oval cables. It is only available as unshielded. The plug utilizes the "Green" dot die set with the Pro-Installer Tool or Dual Terminator (1320840) with terminating module (856196-3).



## Modular Plugs, Accessories and Tooling

### FEATURES AND BENEFITS

- True mass displacement termination of jacketed cable with solid or stranded conductors
- New Universal contact providing reliable termination of solid or stranded conductors
- Available in all performance grades: CAT 6A, CAT 6, CAT 5E, CAT 5 and CAT 3
- Meets or exceeds EIA/TIA and ISO industry performance and specifications
- Various positions, number of contacts, housing styles and packaging options available
- The most complete line of semiautomatic and manual termination capabilities and tooling – low applied cost
- Complete line of hand-held tooling available
- Available for shielded and unshielded cable, round or flat oval, various cable diameters accommodated
- Complete line of accessories such as boots and strain reliefs
- Recognized by Underwriters Laboratories Inc, File # E81956
- Certified by Canadian Standards Association Certificate No LR 7189A

### SPECIFICATIONS<sup>1</sup>

#### Electrical

Voltage:	150 volts AC maximum
Current:	Signal application only, 0.75 ampere maximum
Voltage Proof:	1000 volts AC between contacts 1500 volts AC all contacts connected together with shield
Insulation Resistance:	500 Mega ohms minimum

#### Mechanical

Durability:	750 mating cycles
Bending:	22N [5 lbs]
Pull (Tensile):	22N [5 lbs]
Flex:	50 cycles (solid conductors) or 250 cycles (stranded conductors)
Torsion:	10N [2.2 lbs]

#### Environmental

Temperature rating:	-10°C to +60°C
Rapid Temperature:	-40°C to 70°C
Cyclic Damp Heat:	25°C to 65°C @ 93%RH
Mixed Flow Gas:	IEC 60512-11-7 Method 1

#### Product Specifications:

108-131011	Non-Category Modular Plugs (MP-88, MP-66, MP-44 and MP-1010)
108-131012	Category 6 Modular Plugs (MP-6)
108-131013	Category 6A Modular Plugs (MP-6A)
108-131014	Category 5e Modular Plugs (MP-5E and MP-5EMT)


<sup>1</sup> Consult Product Specification, 108 documents, for exact test conditions and requirements.

## Modular Plugs, Accessories and Tooling

### CAT 6A, Shielded, 8-Position Plug (MP-6AS-\_-\_-)

#### FEATURES

- Each kit includes:
  - (1) Modular plug assembly
  - (1) Wire holder
  - (1) Strain relief
- Cat 6A performance achievable when used with PiMF (Pairs-in-Metal-Foil) constructed cable
- Use appropriate-sized Slim-Line Modular Plug Boot (ordered separately)



#### ORDERING INFORMATION


Description	Conductor (AWG) <sup>1</sup>	Insulation OD	Cable Jack OD	500 Per Bag	100 Per Bag
Shielded CAT 6A	23-24 Solid 24-26 Stranded	0.035" to 0.043" (0.89 to 1.09 mm)	0.20" to 0.24" (5.1 to 6.0 mm)	MP-6AS-B-5 (6-2111981-2)	MP-6AS-B-1 (6-2111981-3)
			0.22" to 0.28" (5.7 to 7.0 mm)	MP-6AS-C-5 (6-2111984-2)	MP-6AS-C-1 (6-2111984-3)

<sup>1</sup> Typical conductor size supported by insulation OD. Insulation OD is the determining specification

### CAT 6, Shielded, 8-Position Plug (MP-6S-\_-\_-)

#### FEATURES

- Each kit includes:
  - (1) Modular plug assembly
  - (1) Wire holder
  - (1) Strain relief
- Use appropriate-sized Slim-Line Modular Plug Boot (ordered separately)



#### ORDERING INFORMATION

Description	Conductor (AWG) <sup>1</sup>	Insulation OD	Cable Jack OD	500 Per Bag	100 Per Bag
Shielded CAT 6	23-24 Solid 24-26 Stranded	0.035" to 0.043" (0.89 to 1.09 mm)	0.18" to 0.22" (4.7 to 5.5 mm)	MP-6S-A-5 (6-2111977-2)	MP-6S-A-1 (6-2111977-3)
			0.20" to 0.24" (5.1 to 6.0 mm)	MP-6S-B-5 (6-2111979-2)	MP-6S-B-1 (6-2111979-3)
			0.22" to 0.28" (5.7 to 7.0 mm)	MP-6S-C-5 (6-2111989-2)	MP-6S-C-1 (6-2111989-3)


<sup>1</sup> Typical conductor size supported by insulation OD. Insulation OD is the determining specification

## Modular Plugs, Accessories and Tooling

### CAT 5E, Shielded EMT, 8-Position Plug (MP-5EMT-\_-\_)

#### FEATURES

- Each kit includes:
  - (1) Modular plug assembly
  - (1) Wire holder
  - (1) Strain relief
- Use appropriate-sized Slim-Line Modular Plug Boot (ordered separately)



#### ORDERING INFORMATION

Description	Conductor (AWG) <sup>1</sup>	Insulation OD	Cable Jack OD	500 Per Bag	100 Per Bag
Shielded EMT CAT 5E	23-24 Solid 24-26 Stranded	0.035" to 0.043" (0.89 to 1.09 mm)	0.18" to 0.22" (4.7 to 5.5 mm)	MP-5EMT-A-5 (6-2111976-2)	MP-5EMT-A-1 (6-2111976-3)
			0.20" to 0.24" (5.1 to 6.0 mm)	MP-5EMT-B-5 (6-2111986-2)	MP-5EMT-B-1 (6-2111986-3)
			0.22" to 0.28" (5.7 to 7.0 mm)	MP-5EMT-C-5 (6-2111988-2)	MP-5EMT-C-1 (6-2111988-3)

<sup>1</sup> Typical conductor size supported by insulation OD. Insulation OD is the determining specification

### Shielded Slim-Line Modular Plug Boot (MP-Boot-S-SL-\_)

#### FEATURES

- For use with Category 6A/6 and Category 5e EMT modular plugs
- Accepts cables with maximum diameters listed
- Slim-line design support high-density applications
- Transparent boot eliminates need for colored boots to match cable jacket color
- Advised to use the smallest boot size possible that will accommodate cable



#### ORDERING INFORMATION

Description	Cable Jack OD	1000 Per Bag
Shielded Slim-Line Boot	0.18" to 0.24" (4.7 to 6.0 mm)	MP-Boot-S-SL-AB (2153256-1)
	0.22" to 0.28" (5.7 to 7.0 mm)	MP-Boot-S-SL-C (2153257-1)

### CAT 5E, 8-Position Plug (MP-5E\_--)

#### FEATURES

- In-line load bar and wrap-around shield for shielded plugs - Uses Category 5e Boots
- Each kit includes
  - (1) Modular plug assembly
  - (1) Wire holder
- Use appropriate size CAT 5E modular plug boot for cable diameter



#### ORDERING INFORMATION

Description	Conductor (AWG) <sup>1</sup>	Insulation OD	Cable Jack OD	500 Per Bag	100 Per Bag
Unshielded CAT 5E	23-24 Solid	0.035" to 0.039"	0.19" to 0.22"	MP-5EU-5 (6-569278-2)	MP-5EU-1 (6-569278-3)
Shielded CAT 5E	24-26 Stranded	(0.89 to 0.99 mm)	(4.8 to 5.6 mm)	MP-5ES-5 (6-569550-2)	MP-5ES-1 (6-569550-3)

<sup>1</sup> Typical conductor size supported by insulation OD. Insulation OD is the determining specification

## Modular Plugs, Accessories and Tooling

### Modular Plug Snagless Boots for Category 5E and 5 Plugs

#### FEATURES

- For use with Category 5e and 5, 8-position plugs
- Three (3) boot sizes for various maximum cable diameters
- 1000 boots per box



#### ORDERING INFORMATION

Color	Max Cable Diameter 0.210" (5.33 mm)	Max Cable Diameter 0.225" (5.71 mm)	Max Cable Diameter 0.250" (6.35 mm)
Black	569875-1	569876-1	569877-1
Almond	569875-2	569876-2	569877-2
Red	569875-3	569876-3	569877-3
Green	569875-4	569876-4	569877-4
Blue	569875-5	569876-5	569877-5
Yellow	569875-6	569876-6	569877-6
Orange	569875-7	569876-7	569877-7
White	569875-8	569876-8	569877-8
Violet	569875-9	569876-9	569877-9
Gray	1-569875-0	1-569876-0	1-569877-0

### Slim-Line Modular Plug Boot

#### ORDERING INFORMATION


Description	Max Cable Diameter	Part Number
Slim-Line Modular Plug Boot, Clear	0.220" (5.59 mm)	2111399-1



### Modular Plug Non-Snagless Boots for Category 5E and 5 Plugs

#### ORDERING INFORMATION

Color	Max Cable Diameter 0.240" (6.1 mm)	Color	Max Cable Diameter 0.240" (6.1 mm)
Black	558211-1	Yellow	558211-6
Almond	558211-2	Orange	558211-7
Red	558211-3	White	558211-8
Green	558211-4	Violet	558211-9
Blue	558211-5		





## Modular Plugs, Accessories and Tooling

### External Strain Reliefs for Modular Plugs

#### FEATURES

- Metal strain relief that positively engages plug housing
- PRO-CRIMPER Tool and Die Set reference will be noted in tooling section
- For use with 8-position Category 5 and 5e Modular Plugs only
- RoHS compliant



#### ORDERING INFORMATION

Description	Part Number
Not for use with Modular Plug Boots	558527-1
For use with Modular Plug Boots	558527-3

### CAT 5 and 3, 8-Position Plug (MP-88\_--\_)

#### FEATURES

- Each Kit includes
  - (1) Modular plug assembly
- Packaged either 500 or 100 to bag
- Use appropriate size modular plug boot for cable diameter



8-Position  
Round, Standard

8-Position  
Flat, Standard

Shielded 8-Position  
Round, Standard

#### ORDERING INFORMATION

Description	Conductor (AWG) <sup>1</sup>	Insulation OD	Cable Type	Cable Jack OD (Max)	500 Per Bag	100 Per Bag
Unshielded 8-Position	24-26 Solid 24-26 Stranded	0.034" to 0.039" (0.86 to 0.99 mm)	Round	0.20" (5.1 mm)	MP-88U-R-5 (6-557315-2)	MP-88U-R-1 (6-557315-3)
			Flat Oval	0.10" x 0.35" (2.54 x 8.89 mm)	MP-88U-F-5 (6-554720-2)	MP-88U-F-1 (6-554720-3)
Shielded 8-Position			Round	0.20" (5.1 mm)	MP-88S-R-5 (6-569530-2)	MP-88S-R-1 (6-569530-3)
			Flat Oval	0.10" x 0.35" (2.54 x 8.89 mm)	MP-88S-F-5 (6-569542-2)	MP-88S-F-1 (6-569542-3)
Unshielded 8-Position, Small Conductor	26-28 Solid 26-28 Stranded	0.029" to 0.034" (0.74 to 0.86 mm)	Round	0.20" (5.1 mm)	MP-88U-RS-5 (6-557961-2)	MP-88U-RS-1 (6-557961-3)
			Flat Oval	0.10" x 0.35" (2.54 x 8.89 mm)	MP-88U-FS-5 (6-557972-2)	MP-88U-FS-1 (6-557972-3)

<sup>1</sup> Typical conductor size supported by insulation OD. Insulation OD is the determining specification

## Modular Plugs, Accessories and Tooling

### Keyed CAT 5 and 3, 8-Position (MP-88\_-R-1-K)

Small key on side of plug to interface with slot in jack.



#### ORDERING INFORMATION

Description	Conductor (AWG) <sup>1</sup>	Insulation OD	Cable Type	Cable Jack OD (Max)	100 Per Bag
Unshielded Keyed, 8-Position	24-26 Solid	0.034" to 0.039" (0.86 to 0.99 mm)	Round	0.20" (5.1 mm)	MP-88U-R-1-K (6-554170-3)
Shielded Keyed, 8-Position	24-26 Stranded				MP-88S-R-1-K (6-569533-3)

<sup>1</sup> Typical conductor size supported by insulation OD. Insulation OD is the determining specification

### 6-Position Plugs (MP-66\_--\_)



6-Position,  
Round, Standard



6-Position,  
Round, Long



6-Position,  
Flat, Standard

### ORDERING INFORMATION

Description	Conductor (AWG) <sup>1</sup>	Insulation OD	Cable Type	Cable Jack OD (Max)	500 Per Bag	100 Per Bag
Unshielded 6-Position, Standard Body	24-26 Solid 24-26 Stranded	0.034" to 0.039" (0.86 to 0.99 mm)	Round	0.18" (4.6 mm)	MP-66U-R-5 (6-554710-2)	MP-66U-R-1 (6-554710-3)
			Flat Oval	0.09" x 0.26" (2.29 x 6.61 mm)	MP-66U-F-5 (6-641337-2)	MP-66U-F-1 (6-641337-3)
Unshielded 6-Position, Long Body			Round	0.195" (4.96 mm)	MP-66U-LR-5 (6-555177-2)	MP-66U-LR-1 (6-555177-3)
			Flat Oval	0.11" x 0.27" (2.79 x 6.85 mm)	MP-66U-LF-5 (6-555176-2)	MP-66U-LF-1 (6-555176-3)
Shielded 6-Position, Long Body			Round	0.195" (4.96 mm)	MP-66S-LR-5 (6-555175-2)	MP-66S-LR-1 (6-555175-3)
			Flat Oval	0.11" x 0.27" (2.79 x 6.85 mm)	MP-66S-LF-5 (6-555174-2)	MP-66S-LF-1 (6-555174-3)
Unshielded 6-Position, Small Conductor, Standard Body	26-28 Solid 26-28 Stranded	0.029" to 0.034" (0.74 to 0.86 mm)	Flat Oval	0.09" x 0.26" (2.29 x 6.61 mm)	MP-66U-FS-5 (6-557971-2)	MP-66U-FS-1 (6-557971-3)

<sup>1</sup> Typical conductor size supported by insulation OD. Insulation OD is the determining specification

## Modular Plugs, Accessories and Tooling

### 6-Position, 4- or 2-Contact Plugs (MP-6\_ \_-\_-\_)

#### ORDERING INFORMATION

Description	Conductor (AWG) <sup>1</sup>	Insulation OD	Cable Type	Cable Jack OD (Max)	500 Per Bag	100 Per Bag
Unshielded 6-Position, 4-Contacts	24-26 Solid 24-26 Stranded	0.034" to 0.039" (0.86 to 0.99 mm)	Flat Oval	0.09" x 0.26" (2.29 x 6.61 mm)	MP-64U-F-5 (6-641335-2)	MP-64U-F-1 (6-641335-3)
	26-28 Solid 26-28 Stranded	0.029" to 0.034" (0.74 to 0.86 mm)			MP-64U-FS-5 (6-557965-2)	MP-64U-FS-1 (6-557965-3)
Unshielded 6-Position, 2-Contacts	24-26 Solid 24-26 Stranded	0.034" to 0.039" (0.86 to 0.99 mm)			MP-62U-F-5 (6-641333-2)	MP-62U-F-1 (6-641333-3)

<sup>1</sup> Typical conductor size supported by insulation OD. Insulation OD is the determining specification

### 4-Position Plug (MP-44U-\_-\_-)

#### ORDERING INFORMATION



Description	Conductor (AWG) <sup>1</sup>	Insulation OD	Cable Type	Cable Jack OD (Max)	500 Per Bag	100 Per Bag
Unshielded 4-Position, Headset	24-26 Solid 24-26 Stranded	0.034" to 0.039" (0.86 to 0.99 mm)	Round	0.11" (2.8 mm)	MP-44U-R-5 (6-569031-2)	MP-44U-R-1 (6-569031-3)
			Flat Oval	0.09" x 0.19" (2.29 x 4.83 mm)	MP-44U-F-5 (6-641334-2)	MP-44U-F-1 (6-641334-3)

<sup>1</sup> Typical conductor size supported by insulation OD. Insulation OD is the determining specification

### 10-Position Plug (MP-1010U-R-\_-)

#### ORDERING INFORMATION



Description	Conductor (AWG) <sup>1</sup>	Insulation OD	Cable Type	Cable Jack OD (Max)	500 Per Bag	100 Per Bag
Unshielded 10-Position	24-26 Solid 24-26 Stranded	0.034" to 0.039" (0.86 to 0.99 mm)	Round	0.21" (5.3 mm)	MP1010U-R-5 (6-557963-2)	MP1010U-R-1 (6-557963-3)

<sup>1</sup> Typical conductor size supported by insulation OD. Insulation OD is the determining specification

### Base Terminator: 1320840-1 (115 Vac, 60 Mhz) ModPlug Dual Terminator Fast Facts

#### FEATURES

- Pneumatically powered, foot pedal actuated
- Terminate two connectors at the same time
- Programmable tester — Check for shorts and opens as product is terminated. Program tester for individual positions or crossovers.
- Terminate up to 200 dual-ended cables/hr
- Interchangeable die sets — Easy changeover die sets for your particular product. Die sets have been designed to terminate all TE modular plug products
- Steel die sets for long life
- Fully adjustable, primary strain relief, secondary strain relief and contact height
- Lightweight (36 lbs) design makes the press easy to move within work center
- Rental and purchase options available
- Compact size — 8" x 8" x 10½" tall
- 1-year limited warranty
- TE plugs are UL approved when terminated using this tool and the procedures outlined in CM 409-10010 and IS 408-9743



#### TECHNICAL REQUIREMENTS:

- Air pressure — 80 - 100 psi
- Air supply hose — 3/16 dia. with 1/8 NPT fitting

*(Continued next page)*

## Modular Plugs, Accessories and Tooling

(Continued from previous page)

**Base Terminator: 1320840-1 (115 Vac, 60 Mhz)**  
**ModPlug Dual Terminator Fast Facts**

### CAT 5E, 5 and 3 (4-, 6-, 8- and 10-Position) Terminating Modules\*

#### ORDERING INFORMATION

Modular Plug Style	Catalog Number	Performance Rating	Terminating Module
4-Position Plug	(MP-44U)	CAT 3	856196-3
6-Position Plug (Standard Body)	(MP-66__-__)	CAT 3	856196-1
6-Position Plug (Long Body)	(MP-66__-L__)	CAT 3	856196-4
10-Position Plug	(MP1010U)	CAT 3, CAT 5	856196-6
8-Position Plug	(MP-88__)	CAT 5	856196-2
8-Position Plug	(MP-5E__)	CAT 5E	1-856196-1

\* Base Terminator 1320840-1 required.  
See Instruction Sheet 408-9743 for more information.

### CAT 6A, CAT 6 and CAT 5EMT Terminating Modules\*

#### ORDERING INFORMATION

Cable Diameter (Strain Relief) Range	Catalog Number	Terminating Module
0.185" to 0.216" (4.7 mm to 5.5 mm)	Size "A"	791804-4
0.201" to 0.236" (5.1 mm to 6.0 mm)	Size "B"	791804-1*
0.224" to 0.276" (5.7 mm to 7.0 mm)	Size "C"	791804-3

\* Base Terminator 1320840-1 required.  
See Instruction Sheet 408-8734 for more information.

### Base Terminator: 354711-1 ModPlug Single Terminator Fast Facts

#### FEATURES

- Terminate up to 250 connectors/hr
- Interchangeable steel die sets terminate all TE plugs
- Compact, low cost pneumatically designed bench unit
- Independent adjustments for insertion, primary strain relief, and secondary strain relief depths
- Weighs only 13 lbs
- Compact size — 3½" x 8¾" x 5½" tall
- CE approved
- TE plugs are UL approved when terminated using this tool and the procedures outlined in IS 408-9919
- Technical requirements:
  - Air pressure — 80 - 100 psi
  - Air supply hose — 1/8 I.D. with 1/8 NPT fitting



#### ORDERING INFORMATION

Modular Plug Style	Catalog Number	Performance Rating	Terminating Module (Only)*	Terminator with Terminating Module**
4-Position Plug (Standard Body)	(MP-44U)	CAT 3	354714-3	354711-4
6-Position Plug (Standard Body)	(MP-66__-__)	CAT 3	354714-1	354711-2
6-Position Plug (Long Body)	(MP-66__-L__)	CAT 3	354714-4	354711-5
10-Position Plug	(MP1010U)	CAT 3, CAT 5	354714-5	354711-6
8-Position Plug	(MP-88__)	CAT 5	354714-2	354711-3
8-Position Plug	(MP-5E__)	CAT 5E	354714-7	354711-8

\* Base Terminator (354711-1) required if purchasing terminating modules only.

\*\* With tooling included.

See Instruction Sheet 408-9919 for additional information.

## Modular Plugs, Accessories and Tooling

### Category 6A, 6 and CAT 5EMT Modular Plugs

#### FEATURES

- Ratchet control provides complete termination cycle
- Die set and tool crimps both the strain relief and the modular contacts at the same time
- Interchangeable die sets accommodate all plug sizes
- Sold with or without die. Dies can be purchased separately



#### ORDERING INFORMATION

Cable (Strain Relief) Diameter	0.185" to 0.216" 4.7mm to 5.5 mm Size "A"	0.201" to 0.236" 5.1 mm to 6.0 mm Size "B"	0.224" to 0.276" 5.7mm to 7.0 mm Size "C"
Die Set Only	790163-8	790163-2	790163-6
Tool With Die*	790163-7	790163-1	790163-5
Hand Held Tool Only		354940-1	

\* Includes 2119000-1 JackKnack Tool.

### JackKnack Tool

#### FEATURES

- Cable jacket stripper
- Cable filler shear
- Untwist wire pairs – controls degree of untwist and quick
- JackKnack clamp – holds untwisted pair until ready for insertion.
- Wire placement tool
- Lightweight design
- Ergonomic design – finger loop used to actuate tool
- Convenient - finger loop allows the user keep the tool on their finger



#### ORDERING INFORMATION

Description	Part Number	Instruction Sheet
JackKnack Tool	2119000-1	408-10326



### Pro-Installer's Modular Plug Hand Tool

#### FEATURES

- Ratchet control provides complete termination cycle
- Sold with and without die sets
- Interchangeable die sets accommodate all plug sizes



Die set to modular plug cross-reference shown

#### ORDERING INFORMATION

##### Hand Tool Without Die: 2-231652-0

Plug Style	CAT 5E 8-Position (MP-5E_)	Cat 5 8-Position (MP-88_)	6-Position Long Body (MP-66_-L_)	6-Position Standard Body (MP-66_-_)	4-Position (MP-44U)
DOT Color	White	Black	Violet	Blue	Green
Die Only P/N	1-853400-0	853400-1	853400-7	853400-8	853400-3
Hand Tool with Die	3-231652-0*	2-231652-1*	2-231652-7	2-231652-8	2-231652-3

See Instruction Sheet 408-9767 for more information.

## Modular Plugs, Accessories and Tooling

### Pro-Installer's Modular Plug Hand Tool Kits and Accessories

#### FEATURES

- Each kit contains carrying case, blade replacement kit, screw driver, and items as listed
- Modular plug to die set cross reference listed as shown



#### ORDERING INFORMATION

##### Included Components

	JacKnack Tool	Hand Tool	CAT 5E 8-Position Die Set	8-Position Die Set	6-Position Standard	4-Position Die Set	
Plug Catalog #			MP-5E__	MP-88__	MP-66__-__	MP-44U	
Dot Color			White	Black	Blue	Green	
Description	2119000-1	2-231652-0	1-853400-0	853400-1	853400-8	853400-3	<b>Part Number</b>
Pro-Installer's	X	X	X	X	X	X	1-231666-5
Mod Plug	X	X	-	X	X	X	1-231666-1
Hand Tool Kits	X	X	-	X	X	-	1-231666-0
Carrying Case, Blade Replacement Kit, JacKnack and Screw Driver ONLY							231666-9
Replacement Blade Kit (5 Cutters and 5 sets of Strip Blades)							231662-5
Cutter Blade							856727-1

See Instruction Sheet 408-9767 for more information.



## te.com

TE Connectivity, TE connectivity (logo) and Every Connection Counts are trademarks. All other logos, products and/or company names referred to herein might be trademarks of their respective owners.

The information given herein, including drawings, illustrations and schematics which are intended for illustration purposes only, is believed to be reliable. However, TE Connectivity makes no warranties as to its accuracy or completeness and disclaims any liability in connection with its use. TE Connectivity's obligations shall only be as set forth in TE Connectivity's Standard Terms and Conditions of Sale for this product and in no case will TE Connectivity be liable for any incidental, indirect or consequential damages arising out of the sale, resale, use or misuse of the product. Users of TE Connectivity products should make their own evaluation to determine the suitability of each such product for the specific application.

© 2015 TE Connectivity Ltd. family of companies. All Rights Reserved.

318178.6AE 07/15 Revision 2015

## CATALOG

### Contact us

P.O. Box 1101  
Minneapolis, Minnesota  
USA 55440-1101

Tel: 1-800-366-3891 x73000  
1-952-917-3000

Fax: 1-952-917-3237

[www.te.com/bns](http://www.te.com/bns)